


Die 225 (#7-3/4 os/ss)
6 up on: 23 x 35
grain: 35



A DIVISION OF WCP SOLUTIONS


- Please follow the exact die lines. It is important to keep the scale at 100%.
- It is essential that the grain run in the direction specified.
- The position of the envelope is critical to insure proper breakout in the die cutting process.
- Minor variations may occur in the die cutting and folding process. For best results, follow our layout.
- Envelope machines cannot fold perfect borders or bleeds. Designs with bleeds must wrap 1/8" around to back.
- This envelope may not be suitable for solid coverage envelopes where the ink extends beyond the cut lines. If you are running a full flood, please add gripper and color bar dimensions to the sheet size.
- Please mark your guide and gripper. Make sure that the stock is jogged.
- Knockout areas must be free of inks and varnishes otherwise glue, or gum may fail. Please call if you require a special layout for knockouts.

Thank you.

Labels: Inside Ink Holdout, Outside Ink Holdout

Annotations: DIE MARKS MUST PRINT ON REVERSE

Die 225 (#7-3/4 os/ss)
6 up on: 23 x 35
grain: 35



A DIVISION OF WCP SOLUTIONS

- Please follow the exact die lines. It is important to keep the scale at 100%.
- It is essential that the grain run in the direction specified.
- The position of the envelope is critical to insure proper breakout in the die cutting process.
- Minor variations may occur in the die cutting and folding process. For best results, follow our layout.
- Envelope machines cannot fold perfect borders or bleeds. Designs with bleeds must wrap 1/8" around to back.
- This envelope may not be suitable for solid coverage envelopes where the ink extends beyond the cut lines. If you are running a full flood, please add gripper and color bar dimensions to the sheet size.
- Please mark your guide and gripper. Make sure that the stock is jogged.
- Knockout areas must be free of inks and varnishes otherwise glue, or gum may fail. Please call if you require a special layout for knockouts.

Thank you.


Labels: Inside Ink Holdout, Outside Ink Holdout

Annotations: DIE MARKS MUST PRINT ON REVERSE

Labels: Inside Ink Holdout, Outside Ink Holdout

Labels: Inside Ink Holdout, Outside Ink Holdout

Die 225 (#7-3/4 os/ss)
6 up on: 23 x 35
grain: 35



A DIVISION OF WCP SOLUTIONS


- Please follow the exact die lines. It is important to keep the scale at 100%.
- It is essential that the grain run in the direction specified.
- The position of the envelope is critical to insure proper breakout in the die cutting process.
- Minor variations may occur in the die cutting and folding process. For best results, follow our layout.
- Envelope machines cannot fold perfect borders or bleeds. Designs with bleeds must wrap 1/8" around to back.
- This envelope may not be suitable for solid coverage envelopes where the ink extends beyond the cut lines. If you are running a full flood, please add gripper and color bar dimensions to the sheet size.
- Please mark your guide and gripper. Make sure that the stock is jogged.
- Knockout areas must be free of inks and varnishes otherwise glue, or gum may fail. Please call if you require a special layout for knockouts.

Thank you.

Labels: Inside Ink Holdout, Outside Ink Holdout

Annotations: DIE MARKS MUST PRINT ON REVERSE

Die 225 (#7-3/4 os/ss)
6 up on: 23 x 35
grain: 35



A DIVISION OF WCP SOLUTIONS

- Please follow the exact die lines. It is important to keep the scale at 100%.
- It is essential that the grain run in the direction specified.
- The position of the envelope is critical to insure proper breakout in the die cutting process.
- Minor variations may occur in the die cutting and folding process. For best results, follow our layout.
- Envelope machines cannot fold perfect borders or bleeds. Designs with bleeds must wrap 1/8" around to back.
- This envelope may not be suitable for solid coverage envelopes where the ink extends beyond the cut lines. If you are running a full flood, please add gripper and color bar dimensions to the sheet size.
- Please mark your guide and gripper. Make sure that the stock is jogged.
- Knockout areas must be free of inks and varnishes otherwise glue, or gum may fail. Please call if you require a special layout for knockouts.

Thank you.


Labels: Inside Ink Holdout, Outside Ink Holdout

Annotations: DIE MARKS MUST PRINT ON REVERSE

Labels: Inside Ink Holdout, Outside Ink Holdout

Labels: Inside Ink Holdout, Outside Ink Holdout

Die 225 (#7-3/4 os/ss)
6 up on: 23 x 35
grain: 35



A DIVISION OF WCP SOLUTIONS


- Please follow the exact die lines. It is important to keep the scale at 100%.
- It is essential that the grain run in the direction specified.
- The position of the envelope is critical to insure proper breakout in the die cutting process.
- Minor variations may occur in the die cutting and folding process. For best results, follow our layout.
- Envelope machines cannot fold perfect borders or bleeds. Designs with bleeds must wrap 1/8" around to back.
- This envelope may not be suitable for solid coverage envelopes where the ink extends beyond the cut lines. If you are running a full flood, please add gripper and color bar dimensions to the sheet size.
- Please mark your guide and gripper. Make sure that the stock is jogged.
- Knockout areas must be free of inks and varnishes otherwise glue, or gum may fail. Please call if you require a special layout for knockouts.

Thank you.

Labels: Inside Ink Holdout, Outside Ink Holdout

Annotations: DIE MARKS MUST PRINT ON REVERSE

Die 225 (#7-3/4 os/ss)
6 up on: 23 x 35
grain: 35



A DIVISION OF WCP SOLUTIONS

- Please follow the exact die lines. It is important to keep the scale at 100%.
- It is essential that the grain run in the direction specified.
- The position of the envelope is critical to insure proper breakout in the die cutting process.
- Minor variations may occur in the die cutting and folding process. For best results, follow our layout.
- Envelope machines cannot fold perfect borders or bleeds. Designs with bleeds must wrap 1/8" around to back.
- This envelope may not be suitable for solid coverage envelopes where the ink extends beyond the cut lines. If you are running a full flood, please add gripper and color bar dimensions to the sheet size.
- Please mark your guide and gripper. Make sure that the stock is jogged.
- Knockout areas must be free of inks and varnishes otherwise glue, or gum may fail. Please call if you require a special layout for knockouts.

Thank you.

Labels: Inside Ink Holdout, Outside Ink Holdout

Annotations: DIE MARKS MUST PRINT ON REVERSE

Labels: Inside Ink Holdout, Outside Ink Holdout

Labels: Inside Ink Holdout, Outside Ink Holdout